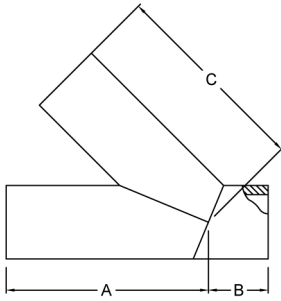


Fabricated Wyes

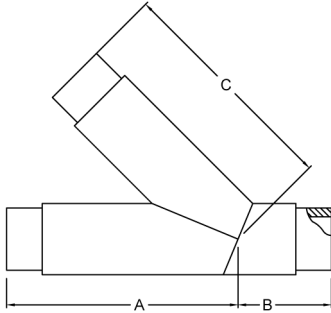
IPS 45 Lateral Wye



Size [inch]	Part No.	A [inch]	B [inch]	C [inch]	SDR 7		SDR 9	
					WPR [psi]	Weight [lbs]	WPR [psi]	Weight [lbs]
2		18.0	6.0	14.0	130	3	100	2
3		18.0	7.0	14.0	130	7	100	6
4		22.0	7.0	22.0	130	16	100	14
6		28.0	7.0	28.0	130	42	100	33
8		30.0	8.0	30.0	130	74	100	59
10		31.0	8.0	31.0	130	119	100	98
12		33.0	11.0	33.0	130	181	100	148
14		42.0	11.0	42.0	130	271	100	217
16		44.0	13.0	44.0	130	383	100	311
18		57.0	14.0	57.0	130	605	100	493
20		65.0	14.0	65.0	130	838	100	675
22		67.0	14.0	67.0	130	1044	100	845
24		69.0	15.0	69.0	130	1272	100	1033
26		70.0	17.0	70.0			100	1272
28		71.0	18.0	71.0			100	1495
30		90.0	18.0	90.0				
32		91.0	19.0	91.0				
34		93.0	20.0	93.0				
36		95.0	20.0	95.0				
42		109.0	25.0	109.0				
48		113.0	26.0	113.0				
54		118.0	29.0	118.0				

Size [inch]	SDR 11		SDR 17		SDR 21		SDR 26		SDR 32.5	
	WPR [psi]	Weight [lbs]	WPR [psi]	Weight [lbs]	WPR [psi]	Weight [lbs]	WPR [psi]	Weight [lbs]	WPR [psi]	Weight [lbs]
2	80	2								
3	80	5								
4	80	12								
6	80	30								
8	80	51								
10	80	79	50	55						
12	80	124	50	84						
14	80	181	50	123						
16	80	258	50	174						
18	80	415	50	280						
20	80	563	50	382						
22	80	710	50	477						
24	80	861	50	583						
26	80	1071	50	723						
28	80	1256	50	832						
30	80	1759	50	1191						
32	80	2030	50	1365						
34	80	2344	50	1575						
36	80	2683	50	1807						
42			50	2835	40	2310				
48					40	3045	30	2479		
54							30	3412	25	2742

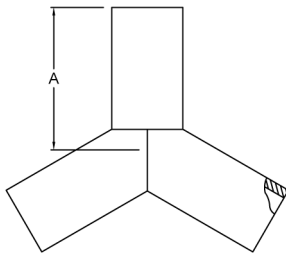
IPS 45 Lateral Wye



- Reinforced
- Fully Pressure Rated With Full Flow ID

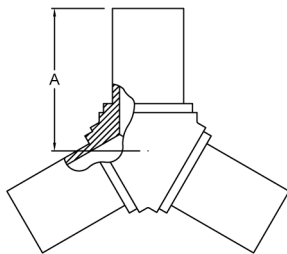
Size [inch]	Part No.	A [inch]	B [inch]	C [inch]	SDR 9	SDR 11	SDR 17
					WPR [psi]	WPR [psi]	WPR [psi]
4		28.0	13.0	28.0	250	200	130
6		30.0	14.0	30.0	250	200	130
8		31.0	14.5	31.0	250	200	130
10		33.0	17.5	33.0	250	200	130
12		42.0	19.0	42.0	250	200	130
14		44.0	21.0	44.0	250	200	130
16		57.0	22.0	57.0	250	200	130
18		65.0	22.0	65.0	250	200	130
20		67.0	22.0	67.0	250	200	130
22		69.0	23.0	69.0	250	200	130
24		70.0	23.0	70.0	250	200	130

IPS True Equal Wye



Size [inch]	Part No.	A [inch]	SDR 11	Weight [lbs]
			WPR [psi]	
4		9.0	80	6
6		12.0	80	17
8		16.0	80	36
10		20.0	80	69
12		24.0	80	115
14		28.0	80	161
16		32.0	80	246
18		36.0	80	348
20		40.0	80	475
22		44.0	80	631
24		48.0	80	816

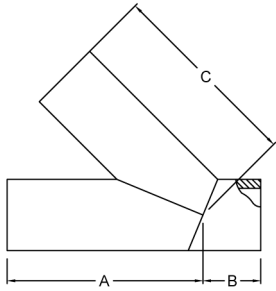
IPS True Equal Wye



- Reinforced
- Fully Pressure Rated With Full Flow ID

Size [inch]	Part No.	Feedstock OD [inch]	A [inch]	SDR 9	SDR 11	SDR 17
				WPR [psi]	WPR [psi]	WPR [psi]
4		6.625	12.0	250	200	130
6		8.625	16.0	250	200	130
8		10.750	20.0	250	200	130
10		12.750	24.0	250	200	130
12		14.000	28.0	250	200	130
14		16.000	32.0	250	200	130
16		20.000	40.0	250	200	130
18		22.000	44.0	250	200	130
20		24.000	48.0	250	200	130
22		26.000	48.0		200	130
24		28.000	48.0		200	130

DIPS 45 Lateral Wye

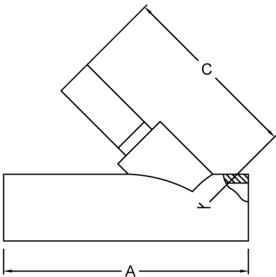


Size [inch]	Part No.	A [inch]	B [inch]	C [inch]	SDR 9		SDR11	
					WPR [psi]	Weight [lbs]	WPR [psi]	Weight [lbs]
4		22.0	7.0	22.0	100	16	80	11
6		28.0	7.0	28.0	100	35	80	29
8		30.0	8.0	30.0	100	60	80	54
10		31.0	8.0	31.0	100	97	80	78
12		33.0	11.0	33.0	100	155	80	124
14		42.0	11.0	42.0	100	241	80	203
16		44.0	13.0	44.0	100	334	80	286
18		57.0	14.0	57.0	100	542	80	442
20		65.0	14.0	65.0	100	747	80	609
24		69.0	15.0	69.0	100	1096	80	926
30		91.0	19.0	91.0			80	1840

Size [inch]	SDR 17	
	WPR [psi]	Weight [lbs]
4	50	7
6	50	17
8	50	38
10	50	56
12	50	87
14	50	135
16	50	191
18	50	306
20	50	414
24	50	622
30	50	1238

IPS 45 Lateral Reducing Wye

- Full Pressure Rated



Size [inch]	Part No.	A [inch]	B [inch]	SDR 11	
				WPR [psi]	Weight [lbs]
8 x 4		38.0	30.0	200	37
10 x 4		39.0	31.0	200	51
12 x 4		44.0	33.0	200	87
10 x 6		39.0	31.0	200	72
12 x 6		44.0	33.0	200	96
14 x 6		53.0	42.0	200	129
12 x 8		44.0	33.0	200	109
14 x 8		53.0	42.0	200	143